

APPLICATION FOR DRIVE-WAY PERMIT  
PIKE COUNTY ENGINEER  
502 PIKE STREET  
WAVERLY, OHIO 45690  
1.740.947.4259

Permit to work with and/or install facilities within the right-of-way limits of County Roads in Pike County, Ohio

NAME OF APPLICANT \_\_\_\_\_

MAILING ADDRESS \_\_\_\_\_

CITY & STATE \_\_\_\_\_ ZIP \_\_\_\_\_ PHONE \_\_\_\_\_

STATE TYPE OF WORK TO BE DONE AND FACILITIES TO BE INSTALLED:

\_\_\_\_\_  
\_\_\_\_\_

EXACT LOCATION OF WORK: NEAREST HOUSE NO. OR SPECIFIC SITE DESCRIPTION:

\_\_\_\_\_

ROAD NAME \_\_\_\_\_ TOWNSHIP \_\_\_\_\_

SPECIFICATIONS FOR CONSTRUCTION OF DRIVEWAYS AND MAILBOXES ON PUBLIC RIGHT-OF-WAY IN  
PIKE COUNTY

1. The County Engineer's Office will size the driveway culvert pipe and assist with the installation of driveway pipes with diameters up to 36". Minimum driveway culvert size is 12" in diameter. The county will also provide the stone to cover the culvert, (not to exceed two loads of stone). The culvert pipe is to be purchased by the landowner.
2. Driveway surfaces must be paved and graded to a slope which will prevent mud from being carried onto the road surface. Pavement must be suitable for intended use; 8" of crushed stone is considered minimum construction for residential driveways.
3. Culverts may be reinforced concrete, corrugated steel as per ODOT Specification 707.01, or corrugated polyethylene drainage pipe as per ODOT Supplemental Specification 944, Type S.
4. All culverts are to be installed with compacted backfill and with adequate cover, (usually 12"), to protect the pipe from damage. Pipes shall be of sufficient length to provide end slopes to the ditch line no steeper than 3 to 1 slope ratio. Retaining walls are no permitted under any circumstances. See attached culvert installation drawings.
5. No construction shall be permitted within the right-of-way limits which will create any objects considered to be massive or otherwise hazardous fixed objects, see ATTACHMENT ONE. Mailboxes shall be of the breakaway type construction and meet the following criteria,
  - A. Maximum 4" x 4" or 4 1/2" round timber post.
  - B. Maximum 2" I.D. nominal pipe size steel post.
  - C. Boxes shall be no larger or heavier than U.S. Postal Standards

\*\*\*\*\*MAILBOXES SHALL NOT BE SET IN CONCRETE\*\*\*\*\*

I HAVE READ THE ABOVE SPECIFICATIONS, AND ATTACHMENTS ONE AND I AGREE TO COMPLY. I UNDERSTAND THAT FAILURE TO DO SO MAY RESULT IN THIS PERMIT BEING REVOKED AND ANY CONSTRUCTION REMOVED FROM THE PUBLIC RIGHT-OF-WAY AT MY EXPENSE.

Authorized Signature \_\_\_\_\_ Date \_\_\_\_\_

Permission to do this work under the conditions stated herein is hereby granted.

SIGNED \_\_\_\_\_

TITLE \_\_\_\_\_ DATE \_\_\_\_\_

HOUSE NUMBER \_\_\_\_\_

REQUIRED CULVERT SIZE \_\_\_\_\_

## **ATTACHMENT ONE**

### **WARNING!!**

**Following are excerpts from a 1992 Ohio Supreme Court Decision:**

**“Where an abutting landowner or occupier uses the highway right-of-way in a manner inconsistent with a highway purpose, and where such usage constitutes an unreasonable hazard to users of the highway, the land owner or occupier may be liable for damages proximately caused by the improper use of the right-of-way.”**

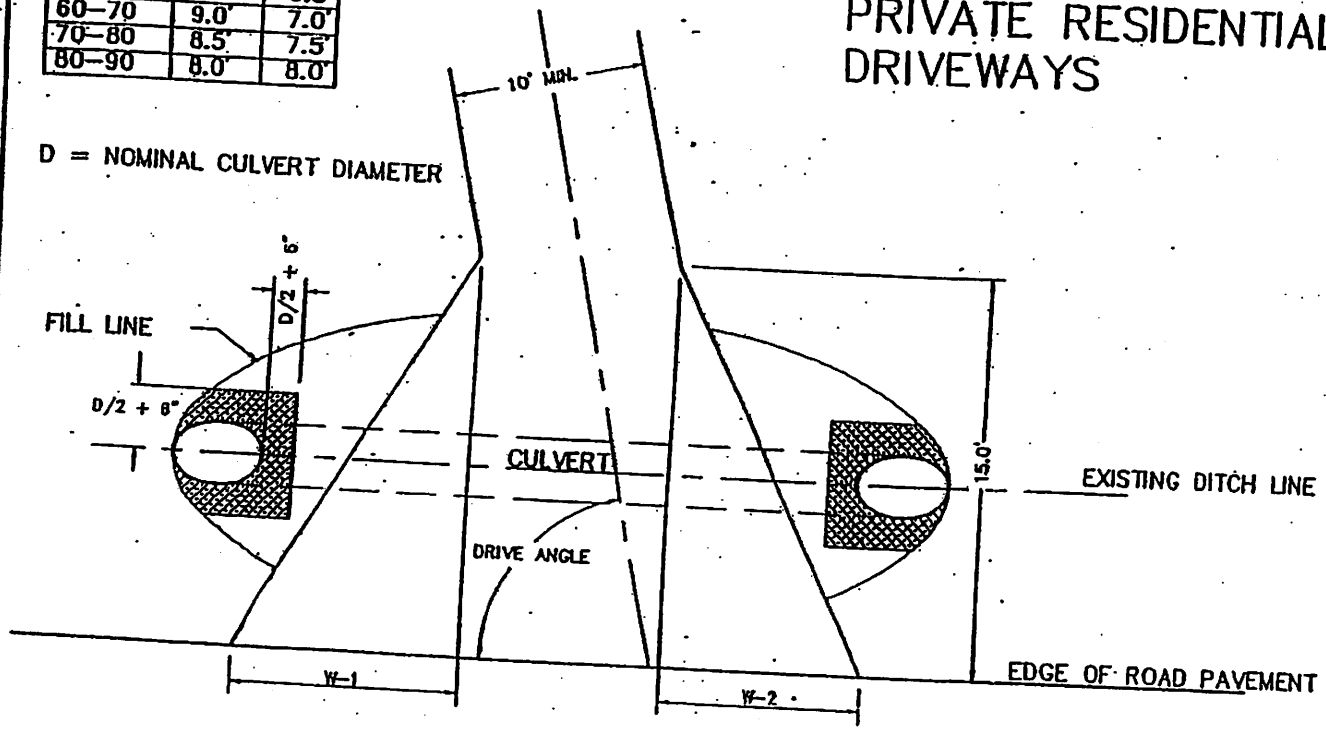
**“A land owner or occupier is under obligation to know the boundaries of the property. The border of the right-of-way is a boundary line like any other.”**

**To reduce the liability exposure of land owners or occupiers and Pike County, we have an obligation to inform you that anything which you cause to be placed, or cause to remain, on the right-of-way could be the cause of legal action being brought against you. If you currently have such items as fences, trees, shrubs, stones, or any other obstructions on the right-of-way you should make arrangements to have them removed.**



ANGLE	W-1	W-2
30-40	11.0'	5.0'
40-50	10.0'	6.0'
50-60	9.5'	6.5'
60-70	9.0'	7.0'
70-80	8.5'	7.5'
80-90	8.0'	8.0'

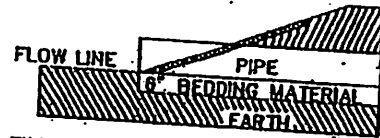
# TYPICAL DETAILS FOR PRIVATE RESIDENTIAL DRIVEWAYS



PLAN 2

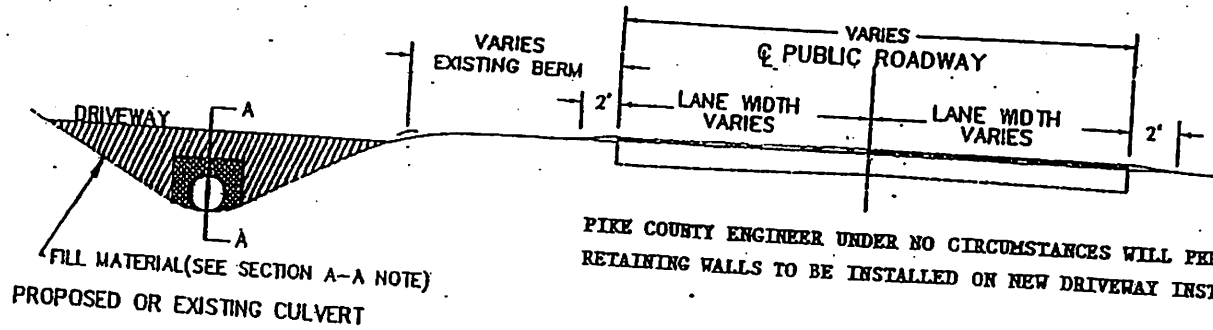
PIKE COUNTY ENGINEER

# DRIVEWAY INSTALLATION DETAILS



FILL MATERIAL SHALL HAVE AN  
END SLOPE OF 3 TO 1 MINIMUM.

SECTION A-A



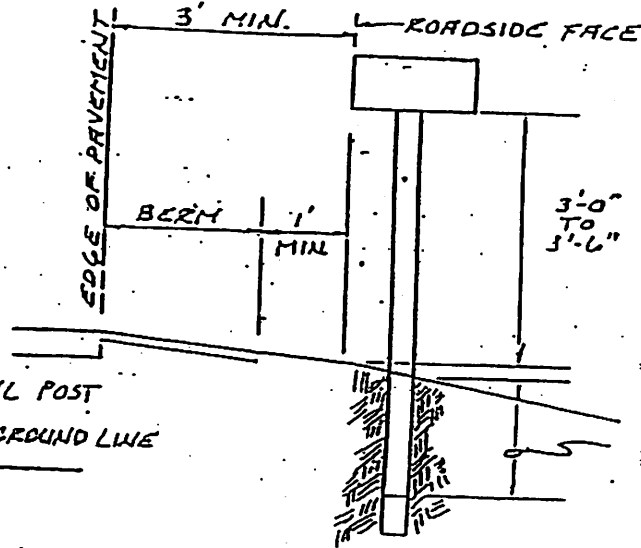
PIKE COUNTY ENGINEER UNDER NO CIRCUMSTANCES WILL PERMIT  
RETAINING WALLS TO BE INSTALLED ON NEW DRIVEWAY INSTALLATIONS.

PIKE COUNTY ENGINEER

## DRIVE WITH MAILBOX APPROACH

### RURAL NUMBER (Recommended)

A standard rural number shall be properly displayed on the mailbox post. Numbers shall be 3" white reflective and shall be placed on a solid green background. This may be purchased from the Pike County Co-Operative Extension Service at 120 S. Market St., Waverly, OH. 45690 at a cost of \$6.00 each

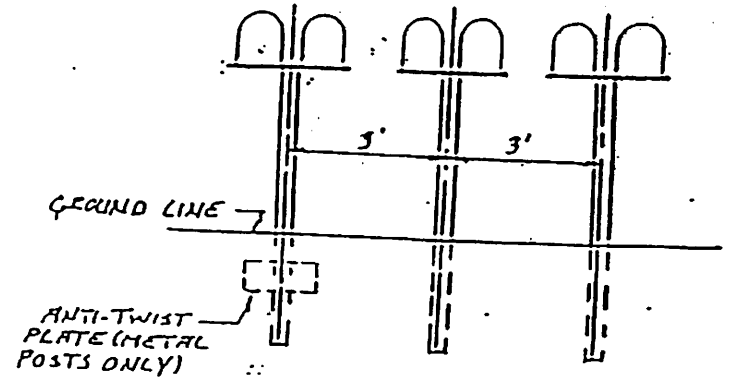
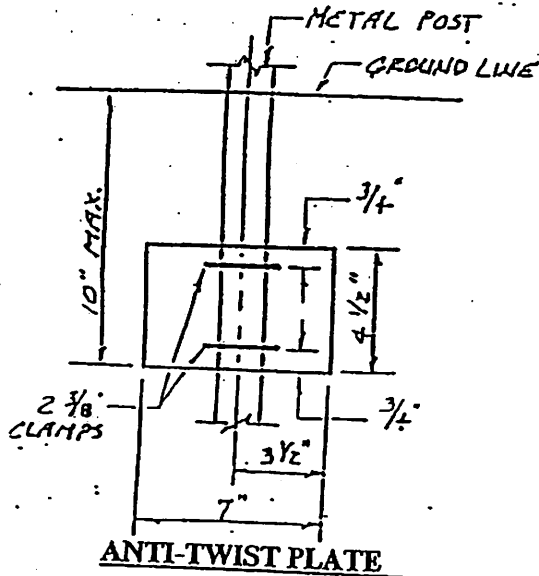


Mailboxes shall be of the breakaway type construction and shall meet the following criteria:

- A. Maximum 4" x 4" or 4 1/2" round timber post.
- B. Maximum 2" LD. Nominal pipe size steel post.
- C. Boxes shall be no larger or heavier than U.S. Postal Standards.

\*\*\*Mailboxes shall not be set in concrete\*\*\*

18" MIN. (Metal or Timber)  
24" MAX. for Metal Post



## GROUPED MAILBOX INSTALLATION